

Reception Phonics morning



Thursday 7th
November 2019

Our aims today:

- Share an understanding of phonics and how we teach it
- Share strategies to support you at home with your child's reading development




What is phonics?



What phonics is

What does phonics look like in the classroom?




What does phonics look like in the classroom?

Say "hello" to Fred.

Fred can *only* talk in sounds...

He says "c_a_t." Not cat.

We call this *Fred Talk*.



What does phonics look like in the classroom?

Simple Speed Sounds chart

Consonants: stretchy

f	l	m	n	r	s	v	z	sh	th	ng
										nk

Special friends...2 letters that make 1 sound

Consonants: bouncy

b	c	d	g	h	j	p	qu	t	w	x	y	ch
	k											

Vowels: bouncy

Vowels: stretchy

a	e	i	o	u	ay	ee	igh	ow
---	---	---	---	---	----	----	-----	----

Vowels: stretchy

oo	oo	ar	or	air	ir	ou	oy
----	----	----	----	-----	----	----	----

What does phonics look like in the classroom?

Assisted blending
as soon as the first 5
sounds are learnt!

Moving towards
independent
Blending



Fred Finger for spelling

*Say the word and
pinch on the sounds

Eyes for reading,
fingers for spelling!



What does phonics look like in the classroom?

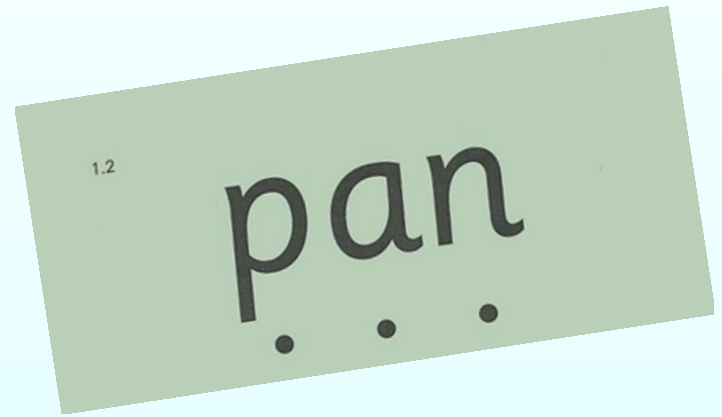
Green words – contain all the sounds we know

*Fred talk

*Fred in your head

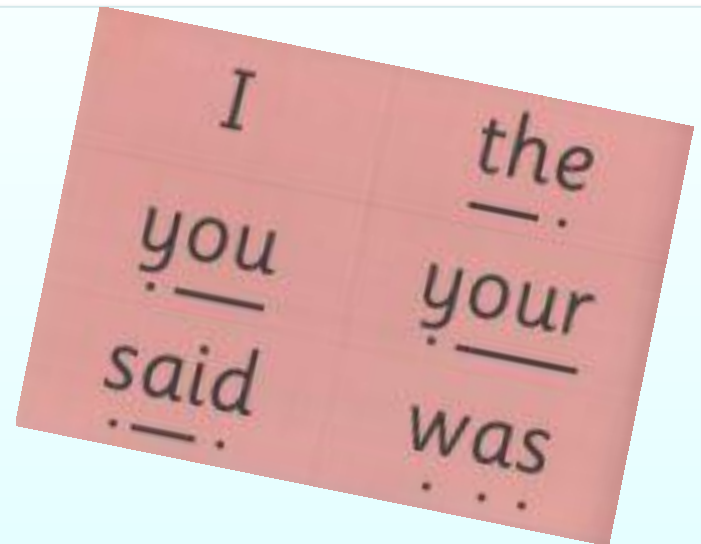
*No Fred talk

Alien words!



Red words

'If it's red it's hard to Fred'



Reading stories at home

Read favourite stories over and over again

Read some stories at a higher level than they can read themselves.

Listen to them reading their take home Phonics storybooks.

Practise CVC words and red words.

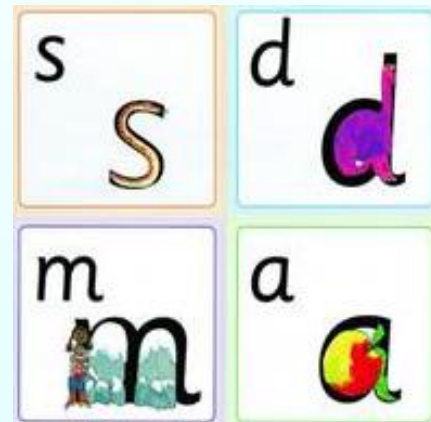
Have fun with Fred Talk!

"What a tidy r-oo-m!"

"Where's your c-oa-t?"

"Time for b-e-d!"

Practise pronouncing the sounds...



Useful websites:

www.ruthmiskin.com/parents

www.oxfordowl.co.uk

www.phonicsplay.co.uk

If you have any questions then please don't hesitate to ask any of the Reception team.

We are always happy to help.